



ACMA Industry Statistics Program Report

Third & Fourth Quarter 2022 - Total Composites Industry Report*

*Total Composites = glass reinforced polyester/vinyl ester thermoset composites

Release: March 20, 2023

Compiled by Vault Consulting, LLC



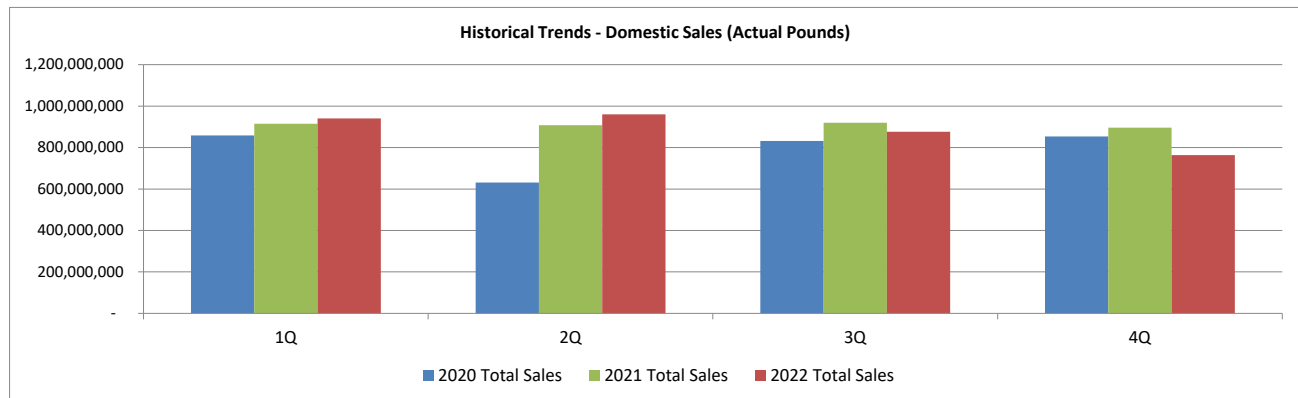
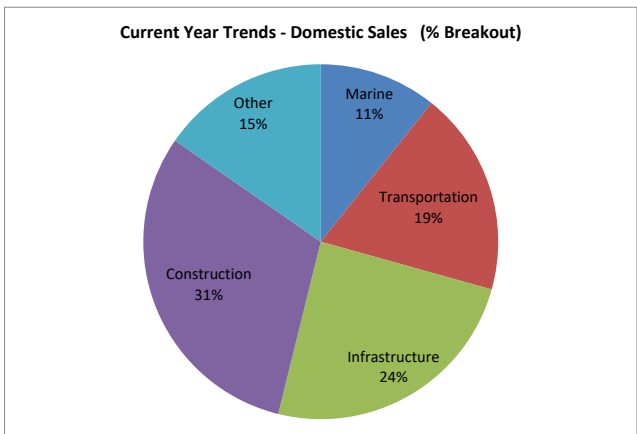
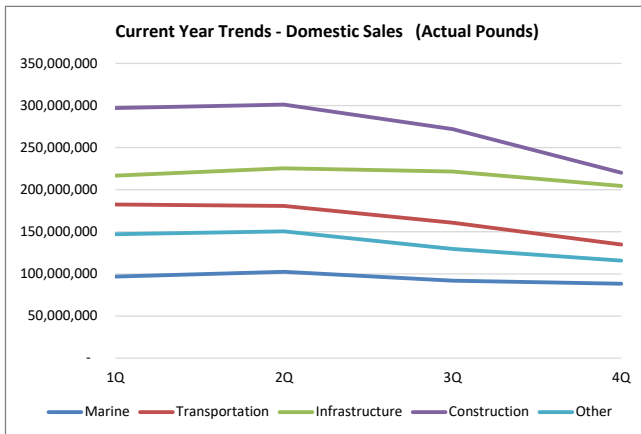
The information contained in the following reports is considered confidential, and its use is intended exclusively for ACMA Members. Recipients of this information should not reproduce, cite publicly, or distribute report contents in any form to outside sources without obtaining prior written consent from ACMA.

ACMA Total Composites Industry Report Third & Fourth Quarter 2022*

*Total Composites = glass reinforced polyester/vinyl ester thermoset composites

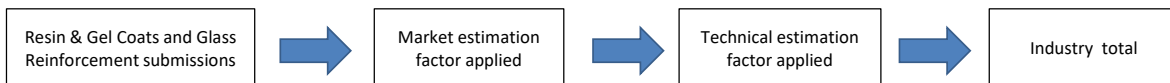
DOMESTIC SALES (US + Canada) POUNDS	4Q 2022	3Q 2022	4Q 2021	4Q 2022 vs 3Q 2022 % Change	4Q 2022 vs 4Q 2021 % Change
Marine	88,363,316.00	91,988,654.00	90,194,896.00	-3.9%	-2.0%
Transportation	134,919,250.00	160,879,647.00	169,870,849.00	-16.1%	-20.6%
Infrastructure	204,477,626.00	221,702,447.00	212,952,106.00	-7.8%	-4.0%
Construction	220,192,065.00	271,974,774.00	283,762,183.00	-19.0%	-22.4%
Other	115,798,122.00	129,763,212.00	139,171,794.00	-10.8%	-16.8%
TOTAL	763,750,379.00	876,308,734.00	895,951,828.00	-12.8%	-14.8%

DOMESTIC SALES (US + Canada) POUNDS	2022 YTD	2021 YTD	2022 YTD vs 2021 YTD % Change
Marine	379,700,242	377,096,746	0.7%
Transportation	659,052,011	724,008,936	-9.0%
Infrastructure	868,360,479	845,972,470	2.6%
Construction	1,090,293,051	1,142,303,200	-4.6%
Other	543,305,890	548,591,326	-1.0%
TOTAL	3,540,711,673	3,637,972,678	-2.7%



Methodology:

The chart below shows the process used to calculate the total composites number. Only the industry totals are published.



**ACMA Total Composites Industry Report
Third & Fourth Quarter 2022***

*Total Composites = glass reinforced polyester/vinyl ester thermoset composites

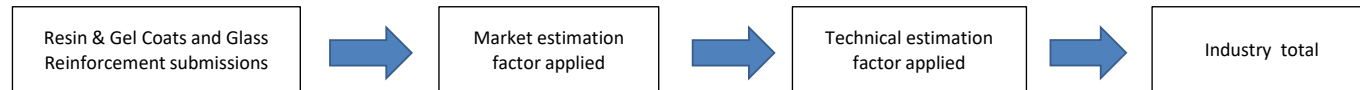
DOMESTIC SALES (US + Canada) POUNDS	1Q 2020	2Q 2020	3Q 2020	4Q 2020	2020 YTD
Marine	87,128,234	54,359,267	84,092,302	84,559,437	310,139,240
Transportation	165,166,338	78,597,572	153,936,214	180,220,175	577,920,299
Infrastructure	213,684,886	178,096,419	202,730,604	195,000,570	789,512,479
Construction	269,899,409	233,224,523	275,816,368	269,401,477	1,048,341,777
Other	122,202,151	87,396,311	114,821,000	124,687,790	449,107,252
TOTAL	858,081,018	631,674,092	831,396,488	853,869,449	3,175,021,047

DOMESTIC SALES (US + Canada) POUNDS	1Q 2021	2Q 2021	3Q 2021	4Q 2021	2021 YTD
Marine	100,532,665	94,205,386	92,163,799	90,194,896	377,096,746
Transportation	195,889,399	176,958,196	181,290,492	169,870,849	724,008,936
Infrastructure	191,248,021	216,121,491	225,650,852	212,952,106	845,972,470
Construction	292,191,577	283,037,248	283,312,192	283,762,183	1,142,303,200
Other	135,164,575	137,314,117	136,940,840	139,171,794	548,591,326
TOTAL	915,026,237	907,636,438	919,358,175	895,951,828	3,637,972,678

DOMESTIC SALES (US + Canada) POUNDS	1Q 2022	2Q 2022	3Q 2022	4Q 2022	2022 YTD	2022 YTD vs 2021 YTD
Marine	96,821,061	102,527,211	91,988,654	88,363,316	379,700,242	0.7%
Transportation	182,454,214	180,798,900	160,879,647	134,919,250	659,052,011	-9.0%
Infrastructure	216,741,362	225,439,044	221,702,447	204,477,626	868,360,479	2.6%
Construction	297,020,733	301,105,479	271,974,774	220,192,065	1,090,293,051	-4.6%
Other	147,179,322	150,565,234	129,763,212	115,798,122	543,305,890	-1.0%
TOTAL	940,216,692	960,435,868	876,308,734	763,750,379	3,540,711,673	-2.7%

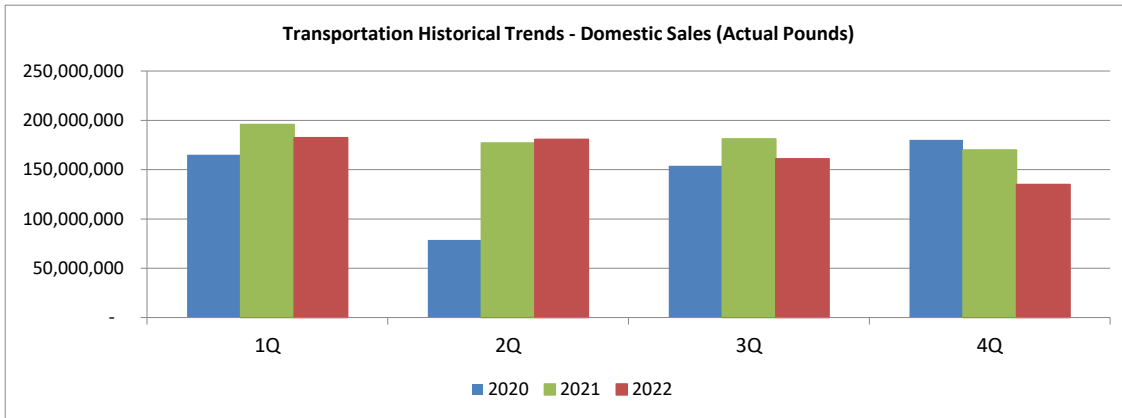
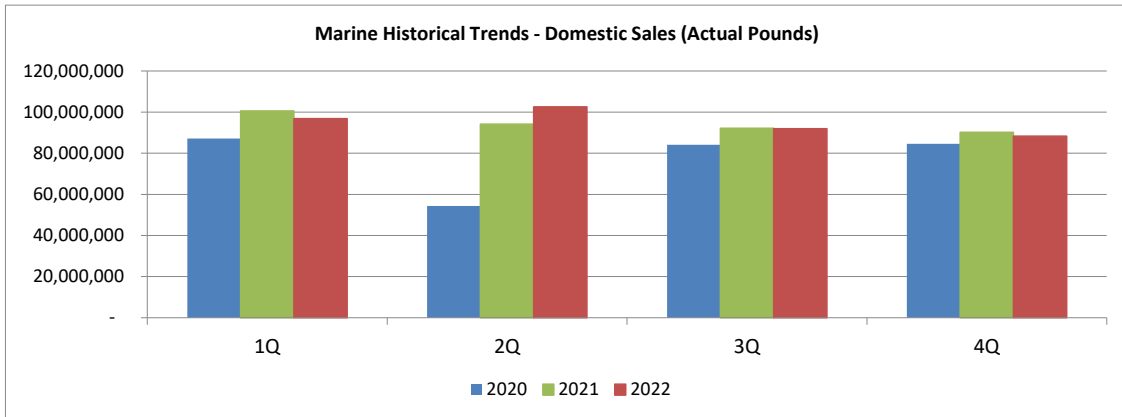
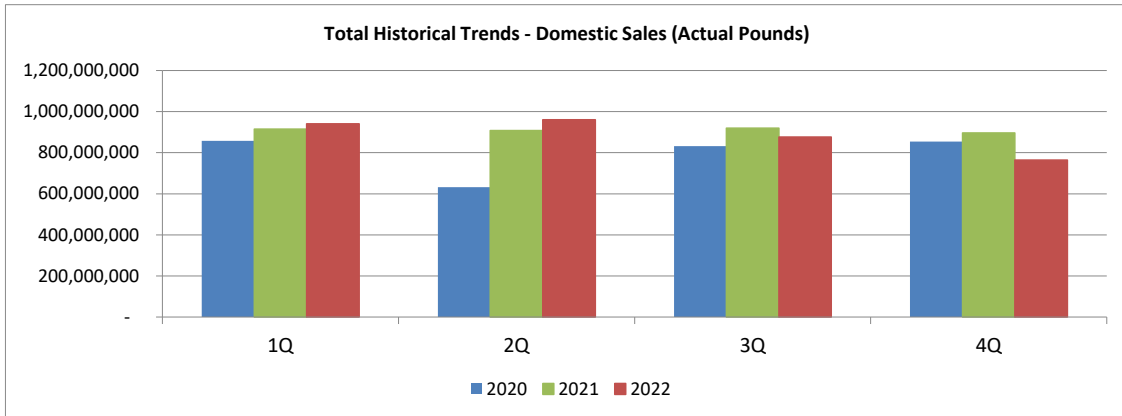
Methodology:

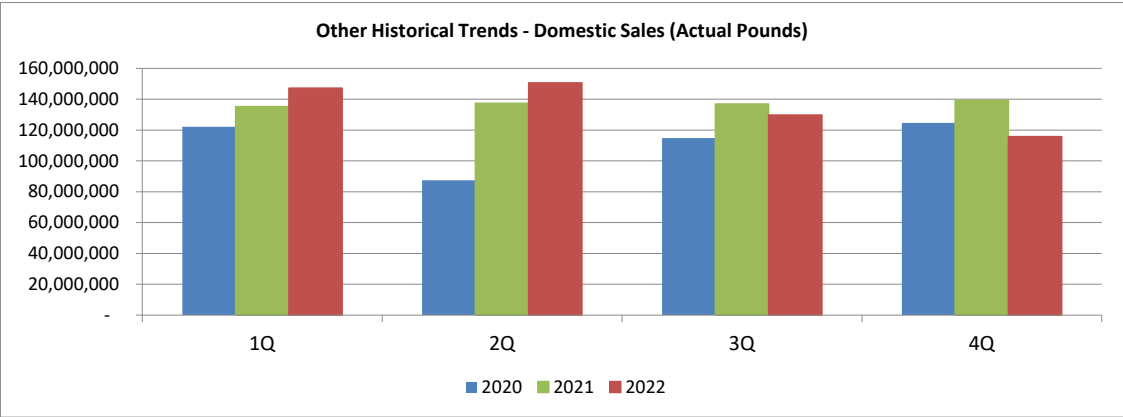
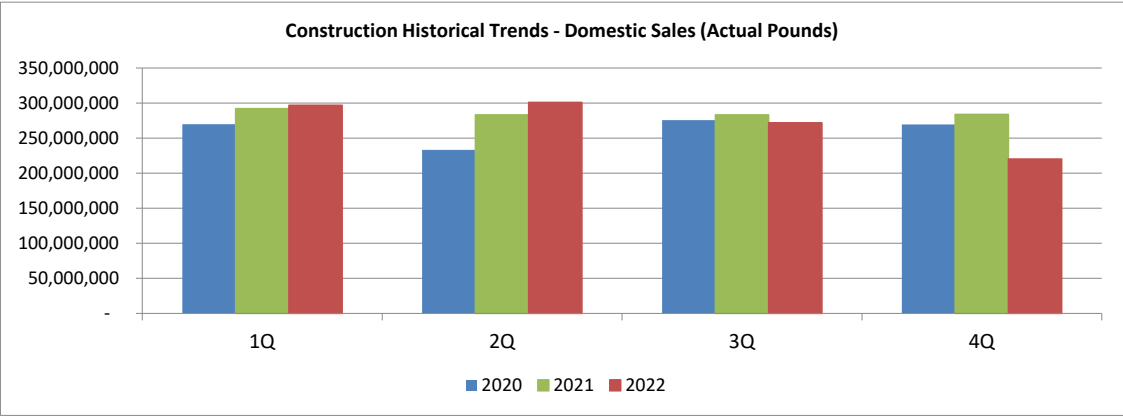
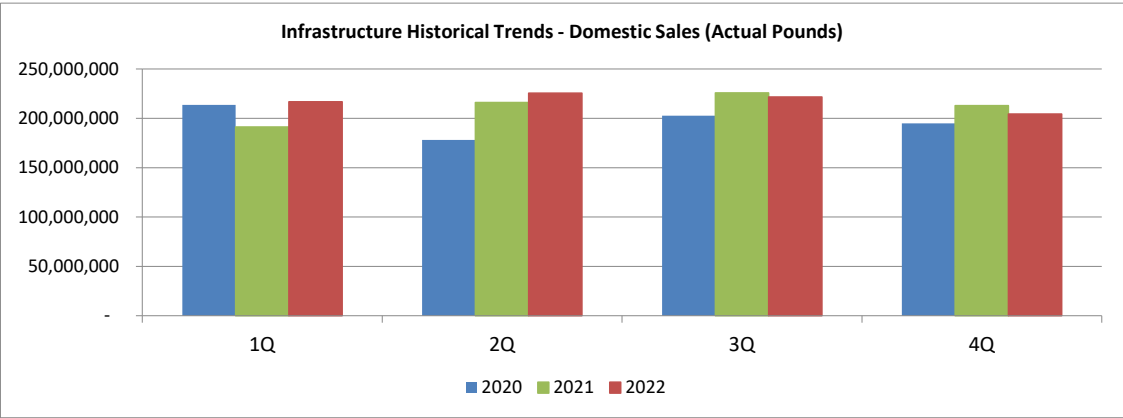
The chart below shows the process used to calculate the total composites number. Only the industry totals are published.



ACMA Total Composites Industry Report Third & Fourth Quarter 2022*

*Total Composites = glass reinforced polyester/vinyl ester thermoset composites





ACMA Industry Statistics Program Definitions

General Program Rules and Definitions:

- General definitions for Resins and Glass Reinforcements
 - o Glass Reinforcements includes: Rovings, chopped strands & mats (continuous & chopped), converted/knitted fabrics for polyester/vinyl ester thermoset composites.
 - o Resins and Gel Coats include: Formulations of unsaturated polyester and vinyl ester resin (excluding gel coat base resins) and formulated gel coat.
- Report Gel Coat in the appropriate market categories. Exclude sales of gel coat base resin.
- Domestic Region – the United States and Canada. Exclude territories such as Puerto Rico, US Virgin Islands Guam, etc. Include all sales in the domestic region, including materials produced outside of region. DO NOT REPORT ANY EXPORT SALES.
- Manufacturers should exclude all Sales to Distributors and Convertors
- Captive Use – sales to a company that is 50% or more owned by the seller. These sales are to be included.
- Co-Producer Sales and Swaps – if you sell material to another participating company (excluding distributors) the purchasing company is to report the pounds.

Market Segments

Marine:
Manufacture, maintenance or repair of pleasure, commercial or military watercraft, including component parts and motor covers. Includes formulated gel coat for Marine.
Examples include: Any part or component of a watercraft
Exclude: Infrastructure, such as docks, piers, floating structures for wind turbines and barge covers

Marine Submarkets:	Examples include:
Recreational	yachts, fishing boats, sailboats, personal water craft
Other	commercial and military craft

Transportation:	
Manufacture, maintenance or repair (excluding body putty) of land and air transportation vehicles, including parts or components for passenger vehicles, heavy trucks, truck trailers and aerospace.	
Examples Include:	
Accessories/after-market included	Instrument panels
Aerospace and aircraft components	Integrated Front Ends
Agriculture	Load Floors
Auto and truck body panels	Marine docks
Automotive parts	Mooring buoys
Autos	Motorcycle
Buses	Pick-up box covers
Closures: Doors, deck lids and lift gates	Pail/barge covers
Door inserts and headliners	RVs
Exterior body panels (fender, hoods, quarter panels and roof tops)	Trains
Floats	Truck caps/tonneau covers

Formulated Gel Coat for Transportation	Underbody shields and engine covers
Exclude: body putty, marine (as stated above)	

Transportation Submarkets:	Examples include:
Aerospace	personal, business and commercial aircraft
Automotive	passenger vehicle components; body panels; pickup beds
Commercial	heavy truck; agricultural & construction equipment; ground military vehicles; freight rail
Mass Transit	buses; passenger rail; subway cars
RV & Aftermarket	RVs; pick-up caps; conversion kits

Infrastructure:	
Manufacturer, maintenance or repair of parts, components or installations used in bridge, road, utility, water treatment, chemical processing, chemical and power distribution, seawalls, mining, energy, and wind.	
Examples Include:	
Bridge decks and overlays	Highway pavements
Cell towers	I-beams
Chemical processing	Light and power poles
CIPP	Manholes
Civil construction	Mining
Composite pipes	Polymer concrete
Cross-arms	Port components
Ducts	Power poles
Fences and railings and water and sewer pipes	Roads/bridges
Fittings	Tanks
Formulated Gel Coat for Infrastructure	Water treatment
Grating	Wind energy
Exclude: Commercial and residential components.	

Infrastructure Submarkets:	Examples include:
Energy	energy generation & distribution; wind, solar and hydro energy; utility structures; power poles & crossarms
Industrial	chemical processing; mining; pollution control; water processing; oil & gas; pipe & tank; CIPP
Transportation Structures	bridge, road & marine infrastructure; seawalls

Construction:	
Manufacturer, maintenance or repair of Residential, Commercial and industrial construction articles and building structure. Includes pultrusion resins unless specifically marked for infrastructure or another market segment.	
Examples include:	
Architectural decorative parts	Fixtures
Architectural columns	Floor grates
Bathroom and kitchen	Formulated Gel Coat for Construction
Baths and shower stalls	Hand rails
Building panels	Insulation screens & decorative items
Building parts	Ladder rails

Cable trays	Onyx
Columns	Reinforced concrete
Composite walls	Roofing panels
Cooling towers	Sinks
Counter tops	Skylight boards
Cultured marble	Surfaces
Door skins, cooling tower, and components	Swimming pools & spas
Electrical, construction or architectural panels	Window lineals
Electrical and electronic components	

ACMA Total Composites Industry Report Participants

AOC

Composites One

INEOS Composites

Interplastic

Johns Manville

*Jushi

NEG

North American Composites

Owens Corning

Polynt-Reichhold

* Asterisk indicates data estimated for the current period.